

Ruijie RG-WALL 1600-Z-S Series Cloud-Managed Firewall

License Activation Guide



Copyright

Copyright © 2025 Ruijie Networks

All rights are reserved in this document and this statement.

Without the prior written consent of Ruijie Networks, no organization or individual is permitted to reproduce, extract, back up, modify, or distribute the content of this document in any manner or form. It is also prohibited to translate the document into other languages or use any or all parts of it for commercial purposes.

 , and  trademarks are owned by Ruijie Networks.

All other trademarks or registered trademarks mentioned in this document are owned by their respective owners.

Disclaimer

The products, services, or features you purchase are subject to commercial contracts and terms, and some or all of the products, services, or features described in this document may not be available for you to purchase or use. Except for the agreement in the contract, Ruijie Networks makes no explicit or implicit statements or warranties with respect to the content of this document.

The names, links, descriptions, screenshots, and any other information regarding third-party software mentioned in this document are provided for your reference only. Ruijie Networks does not explicitly or implicitly endorse or recommend the use of any third-party software and does not make any assurances or guarantees concerning the applicability, security, or legality of such software. You should choose and use third-party software based on your business requirements and obtain proper authorization. Ruijie Networks assumes no liability for any risks or damages arising from your use of third-party software.

The content of this document will be updated from time to time due to product version upgrades or other reasons, Ruijie Networks reserves the right to modify the content of the document without any notice or prompt.

This manual is designed merely as a user guide. Ruijie Networks has tried its best to ensure the accuracy and reliability of the content when compiling this manual, but it does not guarantee that the content of the manual is completely free of errors or omissions, and all the information in this manual does not constitute any explicit or implicit warranties.

Personal Data Statement

During the operation or troubleshooting of the products, services, or features you have purchased, certain personal data of users may be collected or used. Therefore, it is essential for you to establish and implement appropriate privacy policies, in compliance with the relevant laws and regulations of the applicable countries or regions, to ensure the complete protection of users' personal data.

If Ruijie Networks is involved in this process, we will strictly adhere to the relevant laws and regulations of the applicable countries or regions and take all necessary actions to safeguard users' personal data.

When discarding, reclaiming, or reusing a device, please ensure to back up or clear any stored data to avoid data leakage. For assistance, please contact our after-sales technical support.

Preface

Intended Audience

This document is intended for:

- Network engineers
- Technical support and servicing engineers
- Network administrators

Technical Support

- Official website of Ruijie Reye: <https://reyee.ruijie.com>
- Technical Support Website: <https://reyee.ruijie.com/en-global/support>
- Case Portal: <https://www.ruijienetworks.com/support/caseportal>
- Community: <https://community.ruijienetworks.com>
- Technical Support Email: service_rj@ruijienetworks.com
- Online Robot/Live Chat: <https://reyee.ruijie.com/en-global/rita>

Conventions

1. GUI Symbols

Interface symbol	Description	Example
Boldface	1. Button names 2. Window names, tab name, field name and menu items 3. Link	1. Click OK . 2. Select Config Wizard . 3. Click the Download File link.
>	Multi-level menus items	Choose System > Time .

2. Signs

The signs used in this document are described as follows:

Danger

An alert that calls attention to safety operation instructions that if not understood or followed when operating the device can result in physical injury.

Warning


An alert that calls attention to important rules and information that if not understood or followed can result in data loss or equipment damage.

Caution

An alert that calls attention to essential information that if not understood or followed can result in function failure or performance degradation.

 **Note**

An alert that contains additional or supplementary information that if not understood or followed will not lead to serious consequences.

 **Specification**

An alert that contains a description of product or version support.

3. Note

This manual introduces the features of the product and offers guidance on configuration and testing.

Contents

Preface	I
1 Authorization Service Overview	1
2 Ruijie Secure Cloud Platform	2
2.1 Overview	2
2.2 Operations on Ruijie Secure Cloud Platform.....	2
2.2.1 User Registration and Login	2
2.2.2 App Identification Signature Library Upgrade.....	5
2.2.3 Behavior Analysis Signature Library Upgrade.....	6
2.2.4 IPS Signature Library Upgrade.....	8
2.2.5 Virus Protection Signature Library (Quick Scan) Upgrade.....	9
2.2.6 Virus Protection Signature Library (Deep Scan) Upgrade	11
2.2.7 URL Signature Library Upgrade	12
2.2.8 Threat Intelligence Library Upgrade	14
2.2.9 System Upgrade	16
2.2.10 Patch Installation.....	17
2.2.11 License Activation	18
2.3 License Activation Methods	20
2.3.1 Automatic Activation.....	21
2.3.2 Manual Activation.....	22
3 Precautions for License Activation	24
4 FAQs.....	25
4.1 Does the Product License Have a Validity Period? How Long Is the Validity Period? How to Calculate It?	25

4.2 How to Obtain a License Code?25

4.3 How to Apply for a Temporary License?26

4.4 License Migration or Change.....26

1 Authorization Service Overview

After purchasing a device, you can use the basic functions of the device. To use value-added functions or expand device resources due to service expansion, you can purchase the corresponding function or resource licenses. License-based authorization can effectively lower costs. You can import licenses based on actual needs to obtain custom functions.

License	Description
RG-WALL 1600-Z3200-S-1G-LIC	Performance expansion license for the RG-WALL 1600-Z3200-S cloud-managed firewall: One license provides expansion of 1 Gbps network throughput. For each device, up to two licenses can be added to achieve 3 Gbps network throughput.
RG-WALL 1600-Z3200-S-LIS-M-1Y	Four-in-one license for the firewall: One license provides one-year upgrade services for intrusion prevention (IPS), antivirus (AV), app identification (APP), and URL signature libraries.
RG-WALL 1600-Z3200-S-LIS-E-1Y	Five-in-one license for the firewall: One license provides one-year upgrade services for IPS, AV, APP, and URL signature libraries and one-year threat intelligence services.
RG-WALL 1600-Z5100-S-1G-LIC	Performance expansion license for the RG-WALL 1600-Z5100-S cloud-managed firewall: One license provides expansion of 1 Gbps network throughput. For each device, up to two licenses can be added to achieve 10 Gbps network throughput.
RG-WALL 1600-Z1500-S-LIS-E-1Y	Five-in-one license for the firewall: One license provides one-year upgrade services for IPS, AV, APP, and URL signature libraries and one-year threat intelligence services.
RG-WALL 1600-Z3200-S-UA-G-LIC	RG-WALL 1600-Z3200-S Behavior Analysis Signature Library License.
RG-WALL 1600-Z5100-S-UA-G-LIC	RG-WALL 1600-Z5100-S Behavior Analysis Signature Library License.

2 Ruijie Secure Cloud Platform

2.1 Overview

As the supporting platform for the Z-S series firewall, Ruijie Secure Cloud Platform provides the following functions: license activation, license change, version upgrade, patch installation, and security signature library upgrade.

2.2 Operations on Ruijie Secure Cloud Platform

2.2.1 User Registration and Login

(1) Register a user.

Note

When registering a user, you need to bind the user to a device SN. Ensure that the device SN exists in the order system (that is, the device has been properly delivered).

- a Enter <https://secloud1.ruijie.com.cn> in the browser and press Enter.
- b Click **Register** to access the registration page.
- c Enter the required user information to complete registration.

Tips X

Secure Cloud Platform account is used for device license activation, license change, and other operations. One account can be bound to multiple devices and must be kept confidential. If device management personnel change, the account and password must be transferred accordingly .

Register

* Country or region

* Time Zone

* Email Address

* Password ⓘ

* Verification Code

I have read and agree to [Terms and Conditions](#) and [Privacy Policy](#).

(2) Log in to the platform.

Visit <https://secloud1.ruijie.com.cn> to access the login page.

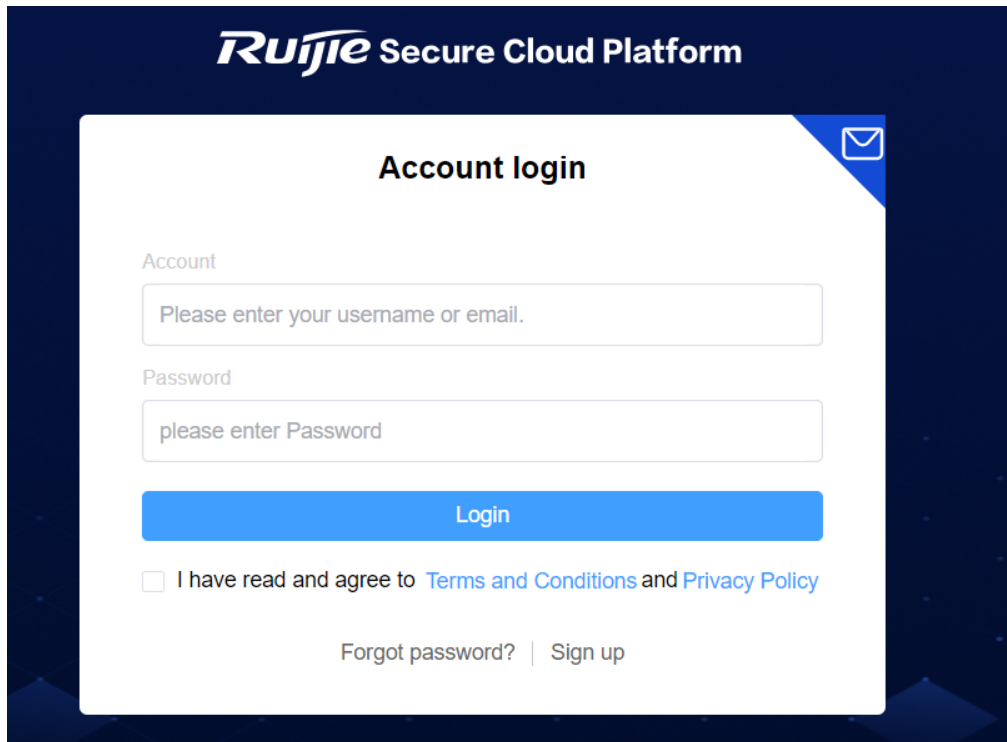
Click **Login** on the home page.

Ruijie SCP

Welcome to Ruijie Security Cloud Platform!

Ruijie Security Cloud provides you with services such as feature library upgrade, device version upgrade, device authorization activation and authorization-related information query for Ruijie security products.

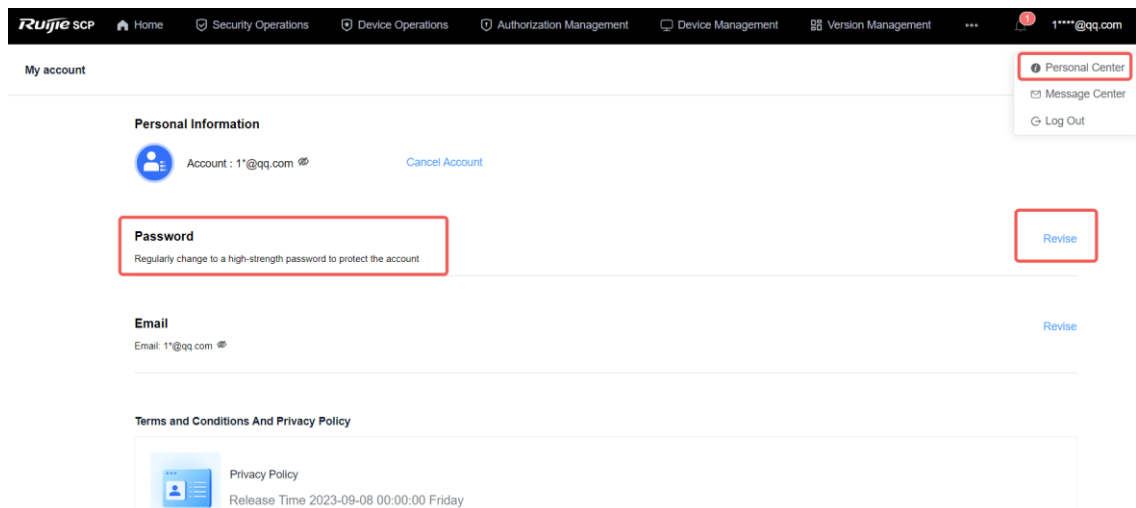
- License Activation**
Provide you with Ruijie security product authorization activation services, providing authorized online activation and offline activation services
- Validity Period Query**
Provide you with a license activation deadline lookup service for inactive licenses to quickly understand the timeliness of stock licenses
- Authorization Status Query**
Provide you with the query service for the information of license activation status, license expiration time, license associated equipment, etc., and support the download of electronic license files
- SSLVPN Clients**
We provide you with SSLVPN client download service for Ruijie security products, and the client supports Windows, Linux, ios, Android and other operating systems
- Device Upgrade**
Provide you with the download service of software version/patch version/feature library version of Ruijie security products



(3) Modify personal information.

a Change the password.

Click the login username in the upper right corner of the page and select **Personal Center** from the drop-down list box. Click **Revise** to change the login password of the current user.



b Modify the email address.

Click the login username in the upper right corner of the page and select **Personal Center** from the drop-down list box to view the bound email address. Click **Revise** to modify the email address bound to the current user.

2.2.2 App Identification Signature Library Upgrade

Prerequisites

The App Identification (APP) license has been activated for the firewall and the license is within the validity period.

Procedure

- Offline upgrade
- (1) Download a version file for the app identification signature library.
 - a Log in to Ruijie Secure Cloud Platform using an account with permission on the **Version Management** menu.
 - b Choose **Version Management > Signature Library Version > App Identification Signature Library**, find the applicable version, and click **Download** in the **Operation** column to download the version file to the local device.

No.	File Name	Version Number	Version Description	Device Model	Software Version	release Time	File Size	Operation
1	websec_rse_sig_202409031803.zip	20241112.0001		Z3200-S	Universal	2024-11-12	562.91	Download
2	autoUpgradeYzf.zip	20240501.1011	it is app-identify featur...	Z3200-S	NGFW_NTOS Tr...	2024-05-01	56.81 K	Download
3	app_signature_0430.zip	20240430.1011	it is app-identify featur...	Z3200-S_Z5100-S	Universal	2024-04-30	812.53	Download
4	app_signature_cxy.zip	20240513.1653		Universal	Universal	2024-04-29	681.39	Download
5	app_signature_0416.zip	20240416.1751	it is app-identify featur...	Z3200-S_Z5100-S	Universal	2024-04-18	807.48	Download
6	app_signature_lmtest.zip	20240117.1010	app_signature_test	Z5100-S	Universal	2024-04-15	725.03	Download
7	app_signature.zip	20240205.1625	it is app-identify featur...	Z3200-S	NGFW_NTOS 1...	2024-04-01	757.59	Download

- (2) After the version file is downloaded, choose **System > Signature Library Upgrade** on the firewall web UI to upgrade the app identification signature library in offline mode (local upgrade).

Signature Library Upgrade

Enable Auto Upgrade

Upgrade Time: Daily Hour Minute

Signature Library: Select All

App Identification Signature Library Virus Protection Signature Library (Deep Scan) Virus Protection Signature Library (Quick Scan) Intrusion Prevention Signature Library

Threat Intelligence Signature Library URL Signature Library Behavior Analysis Signature Library Regional Signature Library Automation Playbook Library

Save

Signature Library Type

Upgrade All (Upgrade all signature libraries online simultaneously.)

App Identification Signature Library

Current Version: 20250106.1126
Last Upgrade Time: 2025-01-10 09:51:24
Latest Version: Unable to obtain the latest version. The local version is invalid.
Version State: -
Activation State: **Activated**

Online Upgrade **Local Upgrade** **Rolling back**

Virus Protection Signature Library (Deep Scan)

Current Version: -
Last Upgrade Time: 2024-11-20 19:32:38
Latest Version: 20241112.0006
Version State: **The deep scan function is not enabled, and the virus protection signature library for deep scan is not loaded**
Activation State: **Activated**

Online Upgrade **Local Upgrade**

Virus Protection Signature Library (Quick Scan)

Current Version: 20241120.1814
Last Upgrade Time: 2024-11-20 19:34:38
Latest Version: Unable to obtain the latest version. The local version is invalid.
Version State: -
Activation State: **Activated**

Online Upgrade **Local Upgrade**

- Online upgrade

Note

- The firewall must be connected to the Internet.
- When the current version information about the app identification signature library of the firewall exists on Ruijie Secure Cloud Platform and a new version is available, online upgrade of the app identification signature library can be performed on the firewall web UI.

On the firewall web UI, choose **System > Signature Library Upgrade**. On the page that is displayed, find **App Identification Signature Library**, and upgrade the app identification signature library in online mode.

Signature Library Upgrade

Enable Auto Upgrade

Upgrade Time: Daily Hour Minute

Signature Library: Select All

App Identification Signature Library Virus Protection Signature Library (Deep Scan) Virus Protection Signature Library (Quick Scan) Intrusion Prevention Signature Library

Threat Intelligence Signature Library URL Signature Library Behavior Analysis Signature Library Regional Signature Library Automation Playbook Library

Save

Signature Library Type

Upgrade All (Upgrade all signature libraries online simultaneously.)

App Identification Signature Library

Current Version: 20250106.1126
Last Upgrade Time: 2025-01-10 09:51:24
Latest Version: Unable to obtain the latest version. The local version is invalid.
Version State: -
Activation State: **Activated**

Online Upgrade **Local Upgrade** **Rolling back**

Virus Protection Signature Library (Deep Scan)

Current Version: -
Last Upgrade Time: 2024-11-20 19:32:38
Latest Version: 20241112.0006
Version State: **The deep scan function is not enabled, and the virus protection signature library for deep scan is not loaded**
Activation State: **Activated**

Online Upgrade **Local Upgrade**

Virus Protection Signature Library (Quick Scan)

Current Version: 20241120.1814
Last Upgrade Time: 2024-11-20 19:34:38
Latest Version: Unable to obtain the latest version. The local version is invalid.
Version State: -
Activation State: **Activated**

Online Upgrade **Local Upgrade**

Intrusion Prevention Signature Library

Threat Intelligence Signature Library

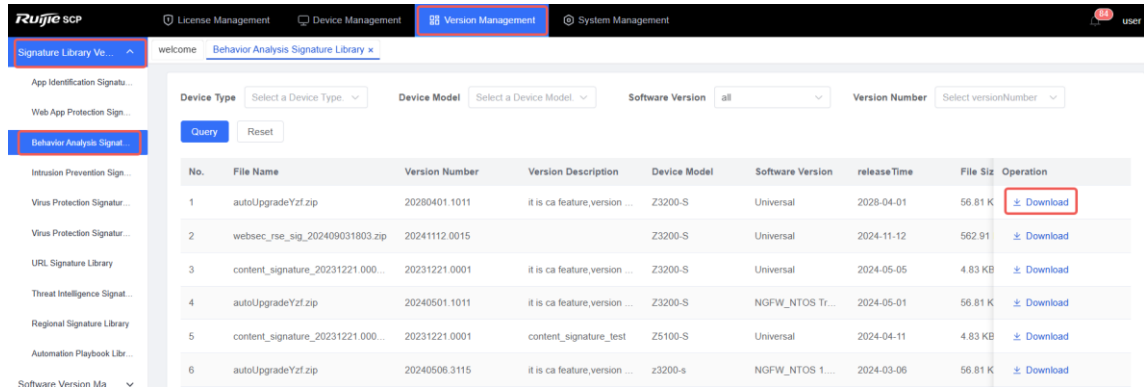
URL Signature Library

2.2.3 Behavior Analysis Signature Library Upgrade

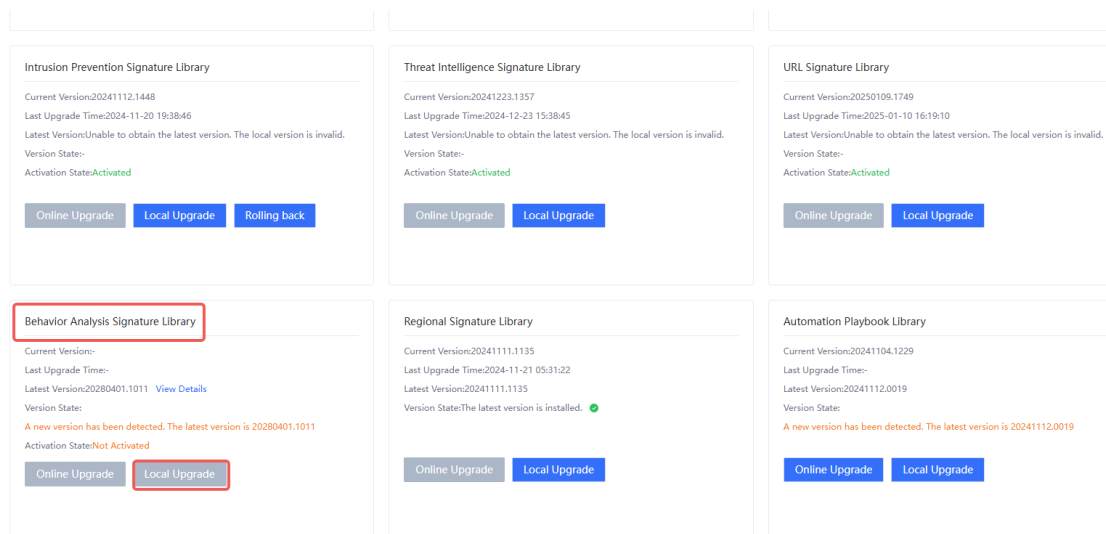
Procedure

- Offline upgrade

- (1) Download a version file for the behavior analysis signature library.
 - a Log in to Ruijie Secure Cloud Platform using an account with permission on the **Version Management** menu.
 - b Choose **Version Management > Signature Library Version > Behavior Analysis Signature Library**, find the applicable version, and click **Download** in the **Operation** column to download the upgrade file to the local device.



- (2) After the version file is downloaded, choose **System > Signature Library Upgrade** on the firewall to upgrade the behavior analysis signature library in offline mode (local upgrade).



- Online upgrade

Note

- The firewall must be connected to the Internet.
- When the current version information about the signature library of the firewall exists on the cloud platform and a new version is available, online upgrade of the behavior analysis signature library can be performed on the firewall.

Choose **System > Signature Library Upgrade** on the firewall, find **Behavior Analysis Signature Library**, and upgrade the behavior analysis signature library in online mode.

The screenshot shows six signature library cards. Each card includes the library name, current and latest versions, last upgrade time, and activation status. Upgrade buttons for 'Online Upgrade' and 'Local Upgrade' are present on each card. The 'Behavior Analysis Signature Library' and 'Intrusion Prevention Signature Library' cards have red boxes highlighting their upgrade buttons.

2.2.4 IPS Signature Library Upgrade

Prerequisites

The Intrusion Prevention (IPS) license has been activated for the firewall and the license is within the validity period.

Procedure

- Offline upgrade

(1) Download a version file for the IPS signature library.

- Log in to Ruijie Secure Cloud Platform using an account with permission on the **Version Management** menu.
- Choose **Version Management > Signature Library Version > Intrusion Prevention Signature Library**, find the applicable version, and click **Download** in the **Operation** column to download the version file to the local device.

No.	File Name	Version Number	Version Description	Device Model	Software Version	releaseTime	File Size	Operation
1	websec_rse_sig_202409031803.zip	20241112.0002		Z3200-S	Universal	2024-11-12	562.91 K	Download
2	autoUpgradeYzf.zip	20241001.1001	it is ips feature,version...	Z3200-S	NGFW_NTOS 1...	2024-10-01	56.81 K	Download
3	ips_full_sign_v20240409.1516.zip	20240924.0001		Universal	<=R6	2024-09-24	1.32 MB	Download
4	aaaaatest.zip	20240912.1300		Z3200-S,Z5100-S	NGFW_NTOS 1...	2024-09-07	4 B	Download
5	ips_full_sign_v20240423.1409.zip	20240423.1409	it is ips feature,version...	Z3200-S,Z5100-S	Universal	2024-05-06	1.35 MB	Download
6	ips_full_sign_v20240201.0941.zip	20240201.0941	it is ips feature,version...	Z3200-S	Universal	2024-05-05	1.26 MB	Download

(2) After the version file is downloaded, choose **System > Signature Library Upgrade** on the firewall web UI to upgrade the IPS signature library in offline mode (local upgrade).

The screenshot displays four signature library cards. The 'Intrusion Prevention Signature Library' card is highlighted with red boxes around its title and the 'Local Upgrade' button. The 'Threat Intelligence Signature Library' card has buttons for 'Online Upgrade' and 'Local Upgrade'. The 'Behavior Analysis Signature Library' and 'Regional Signature Library' cards show their respective version and upgrade information.

- Online upgrade

Note

- The firewall must be connected to the Internet.
- When the current version information about the signature library of the firewall exists on Ruijie Secure Cloud Platform and a new version is available, online upgrade of the IPS signature library can be performed on the firewall web UI.

On the firewall web UI, choose **System > Signature Library Upgrade**. On the page that is displayed, find **Intrusion Prevention Signature Library**, and upgrade the IPS signature library in online mode.

This screenshot is similar to the previous one, but the 'Online Upgrade' button on the 'Intrusion Prevention Signature Library' card is highlighted with a red box, indicating the selected upgrade method.

2.2.5 Virus Protection Signature Library (Quick Scan) Upgrade

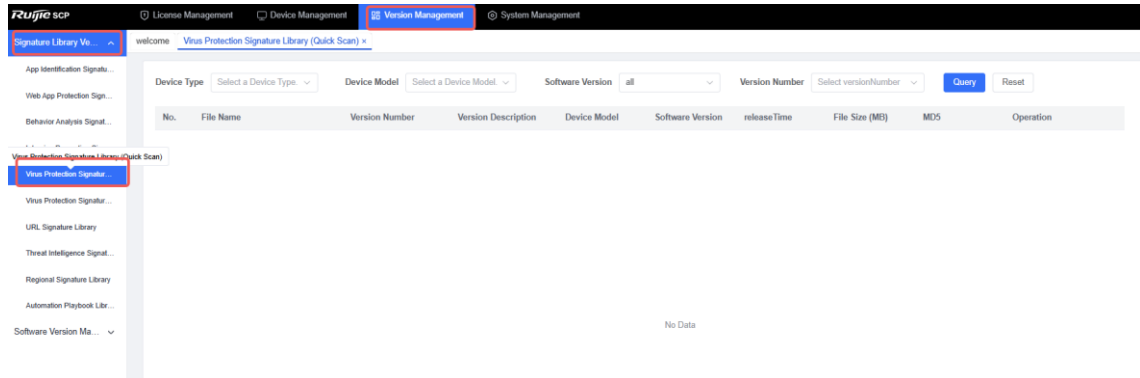
Prerequisites

The Antivirus (AV) license has been activated for the firewall and the license is within the validity period.

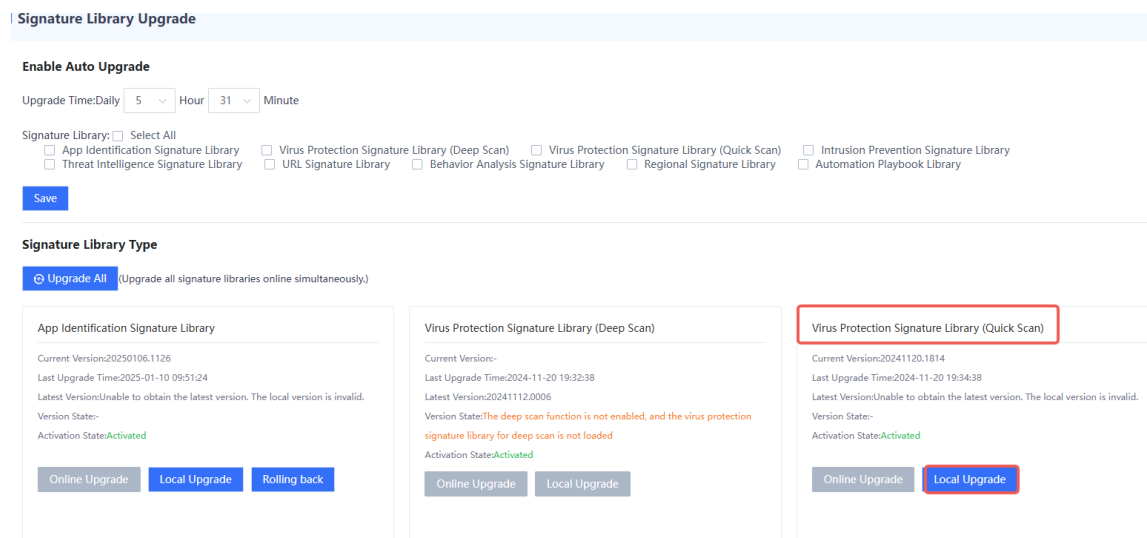
Procedure

- Offline upgrade

- (1) Download the version file for the virus protection signature library (quick scan).
 - a Log in to Ruijie Secure Cloud Platform using an account with permission on the **Version Management** menu.
 - b Choose **Version Management > Signature Library Version > Virus Protection Signature Library (Quick Scan)**, find the applicable version, and click **Download** in the **Operation** column to download the version file to the local device.



- (2) After the version file is downloaded, choose **System > Signature Library Upgrade** on the firewall web UI, find **Virus Protection Signature Library (Quick Scan)**, and click **Local Upgrade** to perform offline upgrade.



- Online upgrade

i Note

- The firewall must be connected to the Internet.
- When the current version information about the signature library of the firewall exists on Ruijie Secure Cloud Platform and a new version is available, online upgrade of the virus protection signature library (quick scan) can be performed on the firewall web UI.

On the firewall web UI, choose **System > Signature Library Upgrade**. On the page that is displayed, find **Virus Protection Signature Library (Quick Scan)**, and click **Online Upgrade** to perform online upgrade.

Signature Library Upgrade

Enable Auto Upgrade

Upgrade Time: Daily Hour Minute

Signature Library: Select All

App Identification Signature Library
 Virus Protection Signature Library (Deep Scan)
 Virus Protection Signature Library (Quick Scan)
 Intrusion Prevention Signature Library
 Threat Intelligence Signature Library
 URL Signature Library
 Behavior Analysis Signature Library
 Regional Signature Library
 Automation Playback Library

[Save](#)

Signature Library Type

Upgrade All (Upgrade all signature libraries online simultaneously)

App Identification Signature Library

Current Version: 20250106.1126
 Last Upgrade Time: 2025-01-10 09:51:24
 Latest Version: Unable to obtain the latest version. The local version is invalid.
 Version State: -
 Activation State: Activated

[Online Upgrade](#)
 [Local Upgrade](#)
 [Rolling back](#)

Virus Protection Signature Library (Deep Scan)

Current Version: -
 Last Upgrade Time: 2024-11-20 19:32:38
 Latest Version: 20241112.0006
 Version State: The deep scan function is not enabled, and the virus protection signature library for deep scan is not loaded
 Activation State: Activated

[Online Upgrade](#)
 [Local Upgrade](#)

Virus Protection Signature Library (Quick Scan)

Current Version: 20241120.1814
 Last Upgrade Time: 2024-11-20 19:34:38
 Latest Version: Unable to obtain the latest version. The local version is
 Version State: -
 Activation State: Activated

[Online Upgrade](#)
 [Local Upgrade](#)

2.2.6 Virus Protection Signature Library (Deep Scan) Upgrade

Prerequisites

The Antivirus (AV) license has been activated for the firewall and the license is within the validity period.

Procedure

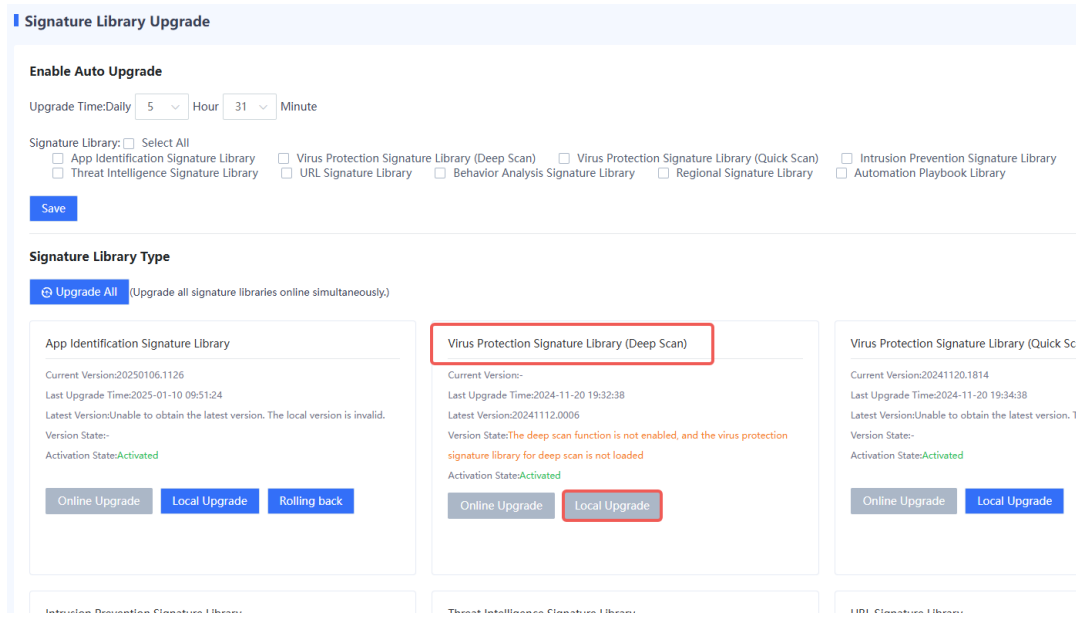
- Offline upgrade

(1) Download the version file for the virus protection signature library (deep scan).

- Log in to Ruijie Secure Cloud Platform using an account with permission on the **Version Management** menu.
- Choose **Version Management > Signature Library Version > Virus Protection Signature Library (Deep Scan)**, find the applicable version, and click **Download** in the **Operation** column to download the version file to the local device.

No.	File Name	Version Number	Version Description	Device Model	Software Version	releaseTime	File Siz	Operation
1	websec_rse_sig_202409031...	20241112.0006		Z3200-S	Universal	2024-11-12	562.91 K	Download
2	autoUpgradeYzf.zip	20241001.1001	it is av-sdk feature, ver...	Z3200-S	NGFW_NTOS 1...	2024-10-01	56.81 K	Download
3	sdk_20240204.1410_full_sig...	20240204.1410	it is av-sdk feature, ver...	Z3200-S	Universal	2024-05-05	36.99 M	Download
4	autoUpgradeYzf.zip	20240501.1011	it is av-sdk feature, ver...	Z3200-S	NGFW_NTOS Tr...	2024-05-01	56.81 K	Download
5	sdk_20240226.1054_full_sig...	20240226.1054	sdk_20240226.1054_f...	Z5100-S	Universal	2024-04-15	37.25 M	Download
6	autoUpgradeYzf.zip	20240506.3115	it is av-sdk feature, ver...	z3200-s	NGFW_NTOS 1...	2024-03-06	56.81 K	Download

(2) After the version file is downloaded, choose **System > Signature Library Upgrade** on the firewall web UI, find **Virus Protection Signature Library (Deep Scan)**, and click **Local Upgrade** to perform offline upgrade.

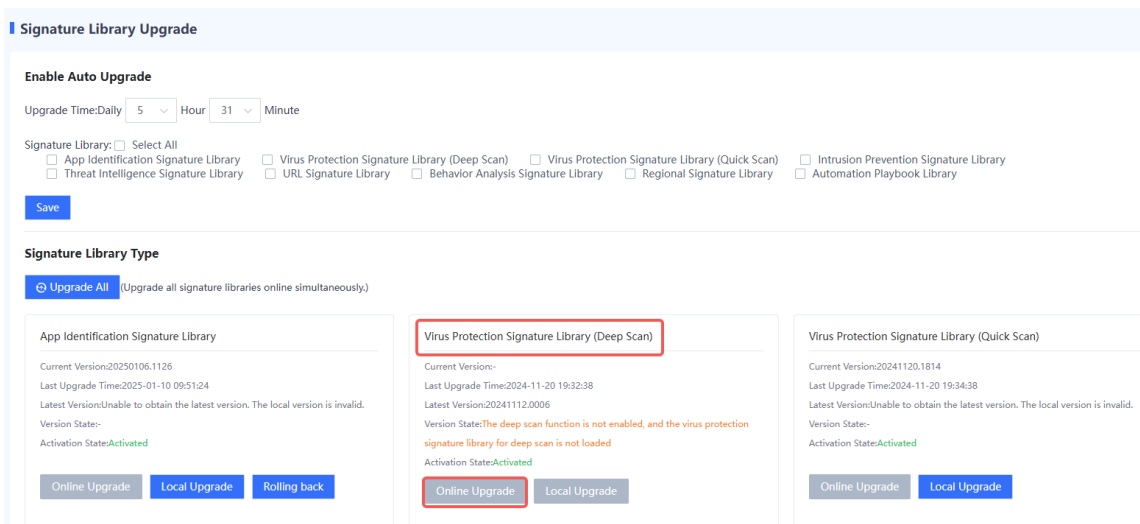


- Online upgrade

Note

- The firewall must be connected to the Internet.
- When the current version information about the signature library of the firewall exists on Ruijie Secure Cloud Platform and a new version is available, online upgrade of the virus protection signature library (deep scan) can be performed on the firewall web UI.

On the firewall web UI, choose **System > Signature Library Upgrade**. On the page that is displayed, find **Virus Protection Signature Library (Deep Scan)**, and click **Online Upgrade** to perform online upgrade.



2.2.7 URL Signature Library Upgrade

Prerequisites

The URL filtering license has been activated for the firewall and the license is within the validity period.

Procedure

- Offline upgrade

(1) Download the version file for the URL signature library.

- Log in to Ruijie Secure Cloud Platform using an account with permission on the **Version Management** menu.
- Choose **Version Management > Signature Library Version > URL Signature Library**, find the applicable version, and click **Download** in the **Operation** column to download the version file to the local device.

No.	File Name	Version Number	Version Description	Device Model	Software Version	releaseTime	File Size	Operation
1	url_db_i_2_full_20241216.1...	20241216.1757	url_db_i_2_full_20241...	Z3200-S,Z5100-S	NGFW_NTOS 1...	2024-12-16	18.89 MI	Download
2	url_db_i_2_full_20241215.1...	20241215.1428	url_db_i_2_full_20241...	Z3200-S,Z5100-S	NGFW_NTOS 1...	2024-12-15	18.89 MI	Download
3	url_db_i_2_full_20241214.0...	20241214.0006	url_db_i_2_full_20241...	Z3200-S,Z5100-S	NGFW_NTOS 1...	2024-12-14	18.89 MI	Download
4	url_db_i_2_full_20241213.0...	20241213.0201	url_db_i_2_full_20241...	Z3200-S,Z5100-S	NGFW_NTOS 1...	2024-12-13	18.89 MI	Download
5	url_db_i_2_full_20241212.1...	20241212.1357	url_db_i_2_full_20241...	Z3200-S,Z5100-S	NGFW_NTOS 1...	2024-12-12	18.89 MI	Download
6	url_db_i_2_full_20241211.2...	20241211.2126	url_db_i_2_full_20241...	Z3200-S,Z5100-S	NGFW_NTOS 1...	2024-12-11	18.89 MI	Download

(2) After the version file is downloaded, choose **System > Signature Library Upgrade** on the firewall web UI, find **URL Signature Library**, and click **Local Upgrade** to perform offline upgrade.

Signature Library Type

[Upgrade All](#) (Upgrade all signature libraries online simultaneously.)

<p>App Identification Signature Library</p> <p>Current Version:20250106.1126 Last Upgrade Time:2025-01-10 09:51:24 Latest Version:Unable to obtain the latest version. The local version is invalid. Version State:- Activation State:Activated</p> <p>Online Upgrade Local Upgrade Rolling back</p>	<p>Virus Protection Signature Library (Deep Scan)</p> <p>Current Version:- Last Upgrade Time:2024-11-20 19:32:38 Latest Version:20241112.0006 Version State:The deep scan function is not enabled, and the virus protection signature library for deep scan is not loaded Activation State:Activated</p> <p>Online Upgrade Local Upgrade</p>	<p>Virus Protection Signature Library (Quick Scan)</p> <p>Current Version:20241120.1814 Last Upgrade Time:2024-11-20 19:34:38 Latest Version:Unable to obtain the latest version. The local version is invalid. Version State:- Activation State:Activated</p> <p>Online Upgrade Local Upgrade</p>
<p>Intrusion Prevention Signature Library</p> <p>Current Version:20241112.1448 Last Upgrade Time:2024-11-20 19:38:46 Latest Version:Unable to obtain the latest version. The local version is invalid. Version State:- Activation State:Activated</p> <p>Online Upgrade Local Upgrade Rolling back</p>	<p>Threat Intelligence Signature Library</p> <p>Current Version:20241223.1357 Last Upgrade Time:2024-12-23 15:38:45 Latest Version:Unable to obtain the latest version. The local version is invalid. Version State:- Activation State:Activated</p> <p>Online Upgrade Local Upgrade</p>	<p>URL Signature Library</p> <p>Current Version:20250109.1749 Last Upgrade Time:2025-01-10 16:19:10 Latest Version:Unable to obtain the latest version. The local version is invalid. Version State:- Activation State:Activated</p> <p>Online Upgrade Local Upgrade</p>

- Online upgrade

Note

- The firewall must be connected to the Internet.
- When the current version information about the signature library of the firewall exists on Ruijie Secure Cloud Platform and a new version is available, online upgrade of the URL signature library can be performed on the firewall web UI.

On the firewall web UI, choose **System > Signature Library Upgrade**. On the page that is displayed, find **URL Signature Library**, and click **Online Upgrade** to perform online upgrade.

Signature Library Type

[Upgrade All](#) (Upgrade all signature libraries online simultaneously.)

App Identification Signature Library

Current Version:20250106.1126
 Last Upgrade Time:2025-01-10 09:51:24
 Latest Version:Unable to obtain the latest version. The local version is invalid.
 Version State:-
 Activation State:Activated

[Online Upgrade](#) [Local Upgrade](#) [Rolling back](#)

Virus Protection Signature Library (Deep Scan)

Current Version:-
 Last Upgrade Time:2024-11-20 19:32:38
 Latest Version:20241112.0006
 Version State:The deep scan function is not enabled, and the virus protection signature library for deep scan is not loaded
 Activation State:Activated

[Online Upgrade](#) [Local Upgrade](#)

Virus Protection Signature Library (Quick Scan)

Current Version:20241120.1814
 Last Upgrade Time:2024-11-20 19:34:38
 Latest Version:Unable to obtain the latest version. The local version is invalid.
 Version State:-
 Activation State:Activated

[Online Upgrade](#) [Local Upgrade](#)

Intrusion Prevention Signature Library

Current Version:20241112.1448
 Last Upgrade Time:2024-11-20 19:38:46
 Latest Version:Unable to obtain the latest version. The local version is invalid.
 Version State:-
 Activation State:Activated

[Online Upgrade](#) [Local Upgrade](#) [Rolling back](#)

Threat Intelligence Signature Library

Current Version:20241223.1357
 Last Upgrade Time:2024-12-23 15:38:45
 Latest Version:Unable to obtain the latest version. The local version is invalid.
 Version State:-
 Activation State:Activated

[Online Upgrade](#) [Local Upgrade](#)

URL Signature Library

Current Version:20250109.1749
 Last Upgrade Time:2025-01-10 16:19:10
 Latest Version:Unable to obtain the latest version. The local version is invalid.
 Version State:-
 Activation State:Activated

[Online Upgrade](#) [Local Upgrade](#)

2.2.8 Threat Intelligence Library Upgrade

Prerequisites

The Threat Intelligence (TI) license has been activated for the firewall and the license is within the validity period.

Procedure

- Offline upgrade
- (1) Download a version file for the threat intelligence library.
 - a Log in to Ruijie Secure Cloud Platform using an account with permission on the **Version Management** menu.
 - b Choose **Version Management > Signature Library Version > Threat Intelligence Signature Library**, find the applicable version, and click **Download** in the **Operation** column to download the version file to the local device.

The screenshot shows the 'Threat Intelligence Signature Library' page in the Ruijie SCP web interface. The left sidebar has 'Threat Intelligence Signat...' selected. The main area contains a table with the following data:

No.	File Name	Version Number	Version Description	Device Model	Software Version	releaseTime	File Siz	Operation
1	websec_rse_sig_202409031803.zip	20241112.0012		Z3200-S	Universal	2024-11-12	562.91	Download
2	autoUpgradeYzf.zip	20241001.1001	it is ti-kaspersky featur...	Z3200-S	NGFW_NTOS 1...	2024-10-01	56.81 K	Download
3	ti_03_20240204.0530_full_sig.zip	20240204.0530	it is ti-kaspersky featur...	Z3200-S	Universal	2024-05-05	6.38 ME	Download
4	ti_03_20240411.1308_full_sig.zip	20240411.1308	ti-kaspersky_test	Z5100-S	Universal	2024-04-15	6.75 ME	Download
5	autoUpgradeYzf.zip	20240506.3115	it is ti-kaspersky featur...	z3200-s	NGFW_NTOS 1...	2024-03-06	56.81 K	Download
6	ti_03_20231101.0350_full_sig.zip	20231101.0350		Z3200-S	Universal	2023-11-01	6.29 ME	Download

- (2) After the version file is downloaded, choose **System > Signature Library Upgrade** on the firewall web UI, find **Threat Intelligence Signature Library**, and click **Local Upgrade** to upload the version file for the upgrade.

Signature Library Type

Upgrade All (Upgrade all signature libraries online simultaneously)

<p>App Identification Signature Library</p> <p>Current Version:20250106.1126 Last Upgrade Time:2025-01-10 09:51:24 Latest Version:Unable to obtain the latest version. The local version is invalid. Version State:- Activation State:Activated</p> <p>Online Upgrade Local Upgrade Rolling back</p>	<p>Virus Protection Signature Library (Deep Scan)</p> <p>Current Version:- Last Upgrade Time:2024-11-20 19:32:38 Latest Version:20241112.0006 Version State:The deep scan function is not enabled, and the virus protection signature library for deep scan is not loaded Activation State:Activated</p> <p>Online Upgrade Local Upgrade</p>	<p>Virus Protection Signature Library (Quick Scan)</p> <p>Current Version:20241120.1814 Last Upgrade Time:2024-11-20 19:34:38 Latest Version:Unable to obtain the latest version. The local version is invalid. Version State:- Activation State:Activated</p> <p>Online Upgrade Local Upgrade</p>
<p>Intrusion Prevention Signature Library</p> <p>Current Version:20241112.1448 Last Upgrade Time:2024-11-20 19:38:46 Latest Version:Unable to obtain the latest version. The local version is invalid. Version State:- Activation State:Activated</p> <p>Online Upgrade Local Upgrade Rolling back</p>	<p>Threat Intelligence Signature Library</p> <p>Current Version:20241223.1357 Last Upgrade Time:2024-12-23 15:38:45 Latest Version:Unable to obtain the latest version. The local version is invalid. Version State:- Activation State:Activated</p> <p>Online Upgrade Local Upgrade</p>	<p>URL Signature Library</p> <p>Current Version:20250109.1749 Last Upgrade Time:2025-01-10 16:19:10 Latest Version:Unable to obtain the latest version. The local version is invalid. Version State:- Activation State:Activated</p> <p>Online Upgrade Local Upgrade</p>

- Online upgrade

Note

- The firewall must be connected to the Internet.
- When the current version information about the signature library of the firewall exists on Ruijie Secure Cloud Platform and a new version is available, online upgrade of the threat intelligence library can be performed on the firewall web UI.

On the firewall web UI, choose **System > Signature Library Upgrade**. On the page that is displayed, find **Threat Intelligence Signature Library**, and click **Online Upgrade** to perform online upgrade.

Signature Library Type

Upgrade All (Upgrade all signature libraries online simultaneously)

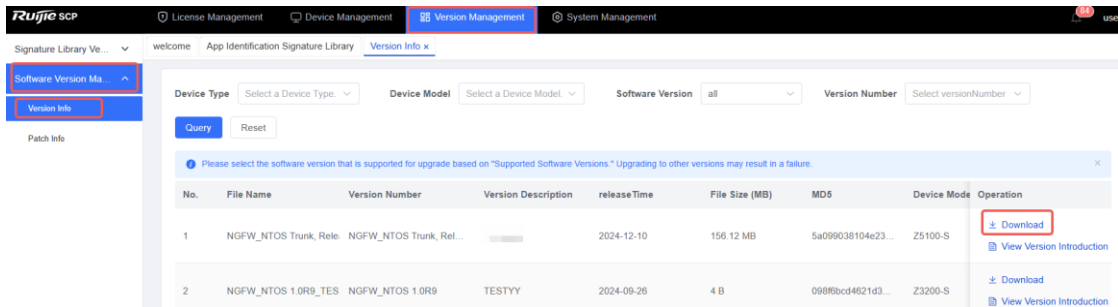
<p>App Identification Signature Library</p> <p>Current Version:20250106.1126 Last Upgrade Time:2025-01-10 09:51:24 Latest Version:Unable to obtain the latest version. The local version is invalid. Version State:- Activation State:Activated</p> <p>Online Upgrade Local Upgrade Rolling back</p>	<p>Virus Protection Signature Library (Deep Scan)</p> <p>Current Version:- Last Upgrade Time:2024-11-20 19:32:38 Latest Version:20241112.0006 Version State:The deep scan function is not enabled, and the virus protection signature library for deep scan is not loaded Activation State:Activated</p> <p>Online Upgrade Local Upgrade</p>	<p>Virus Protection Signature Library (Quick Scan)</p> <p>Current Version:20241120.1814 Last Upgrade Time:2024-11-20 19:34:38 Latest Version:Unable to obtain the latest version. The local version is invalid. Version State:- Activation State:Activated</p> <p>Online Upgrade Local Upgrade</p>
<p>Intrusion Prevention Signature Library</p> <p>Current Version:20241112.1448 Last Upgrade Time:2024-11-20 19:38:46 Latest Version:Unable to obtain the latest version. The local version is invalid. Version State:- Activation State:Activated</p> <p>Online Upgrade Local Upgrade Rolling back</p>	<p>Threat Intelligence Signature Library</p> <p>Current Version:20241223.1357 Last Upgrade Time:2024-12-23 15:38:45 Latest Version:Unable to obtain the latest version. The local version is invalid. Version State:- Activation State:Activated</p> <p>Online Upgrade Local Upgrade</p>	<p>URL Signature Library</p> <p>Current Version:20250109.1749 Last Upgrade Time:2025-01-10 16:19:10 Latest Version:Unable to obtain the latest version. The local version is invalid. Version State:- Activation State:Activated</p> <p>Online Upgrade Local Upgrade</p>

2.2.9 System Upgrade

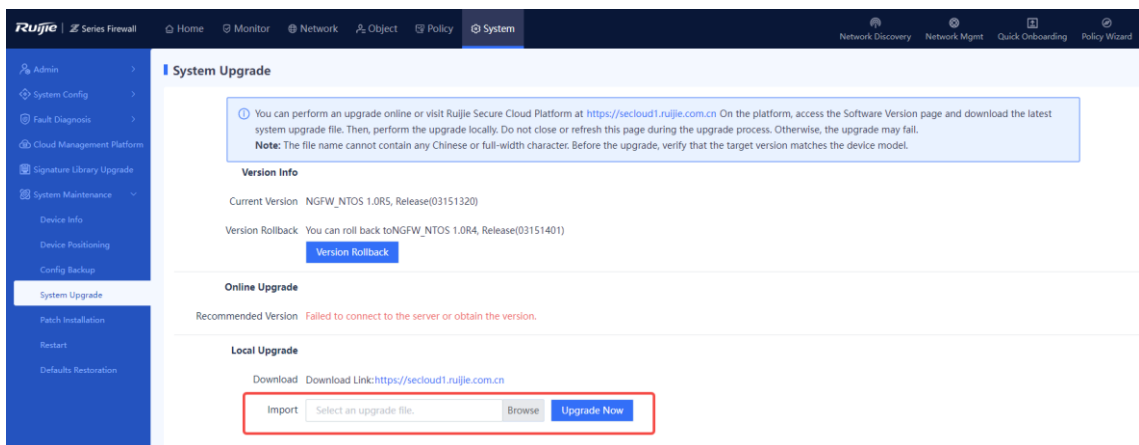
- Offline upgrade

(1) Download a version file.

- Confirm that the current user possesses the permission on the **Version Management** menu.
- Log in to Ruijie Secure Cloud Platform. Choose **Version Management > Software Version Management > Version Info**, find the applicable version, and click **Download** in the **Operation** column to download the version file to the local device.



- (2) After the version file is downloaded, choose **System > System Maintenance > System Upgrade** on the firewall web UI, upload the version file, and perform offline upgrade (local upgrade) of the device system.

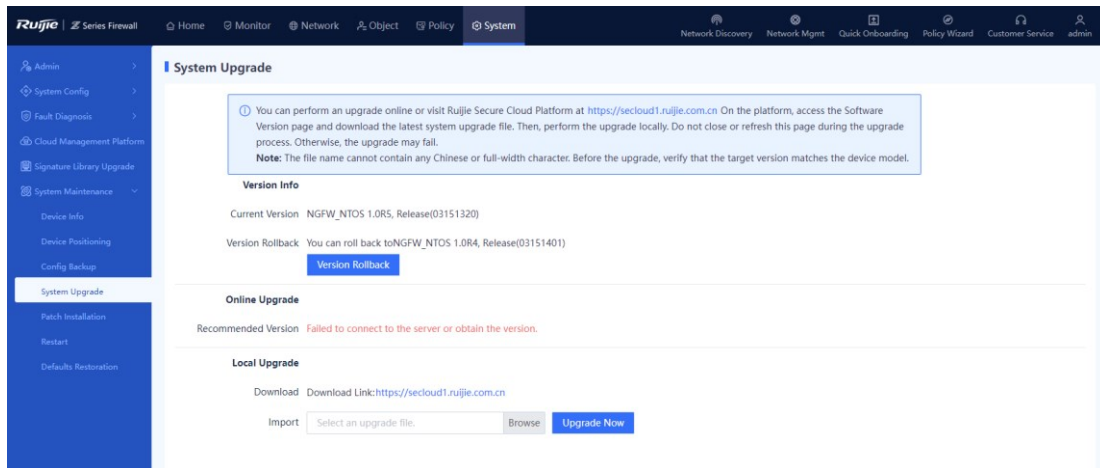


- Online upgrade

Note

- The firewall must be connected to the Internet.
- When the current version information about the firewall exists on Ruijie Secure Cloud Platform and a new version is available, online upgrade of the device system can be performed on the firewall web UI.

On the firewall web UI, choose **System > System Maintenance > System Upgrade**. On the page that is displayed, click **Upgrade Now** to perform online upgrade.



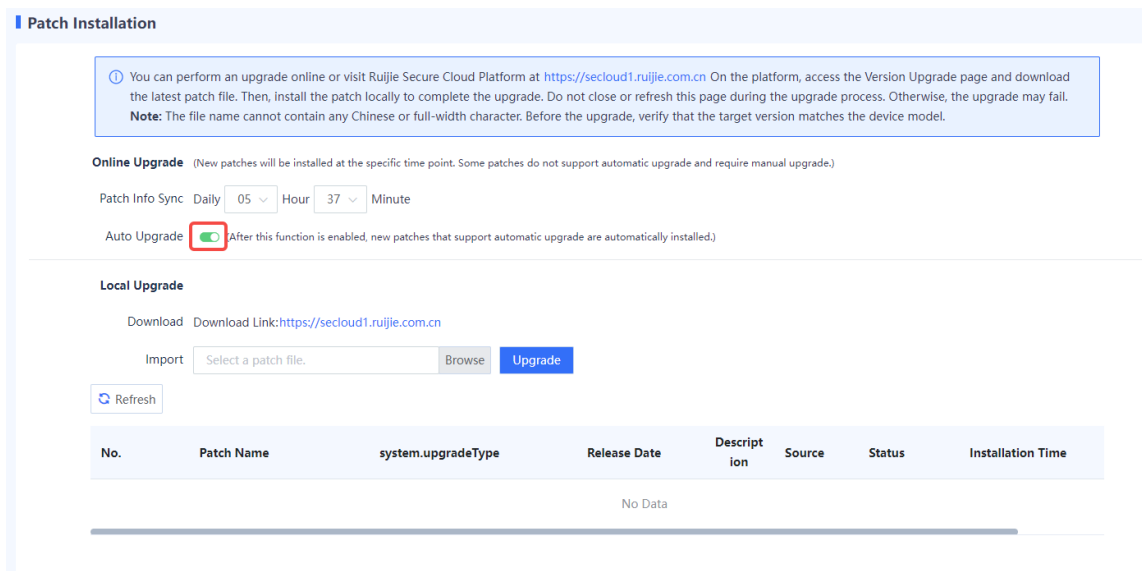
2.2.10 Patch Installation

When a patch in the system is not installed, an alarm is displayed on the home page. When more than 20 patch packages need to be installed, you are advised to upgrade the software version.

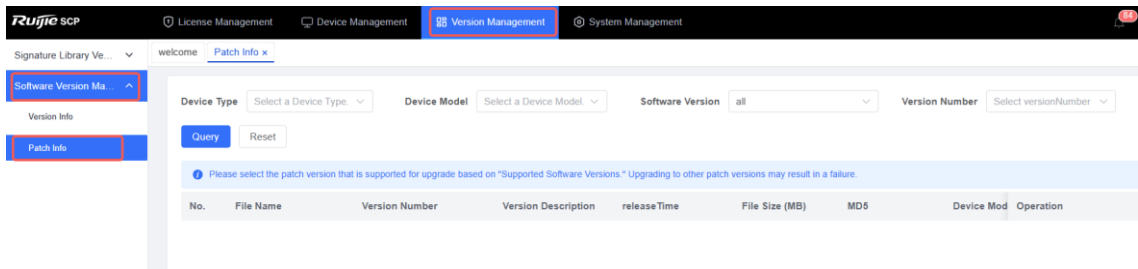
- Online patch installation
 - a Log in to the firewall web UI and choose **System > System Maintenance > Patch Installation**.
 - b Toggle on **Auto Upgrade** under **Online Upgrade**. The system automatically installs the patch packages.

Caution

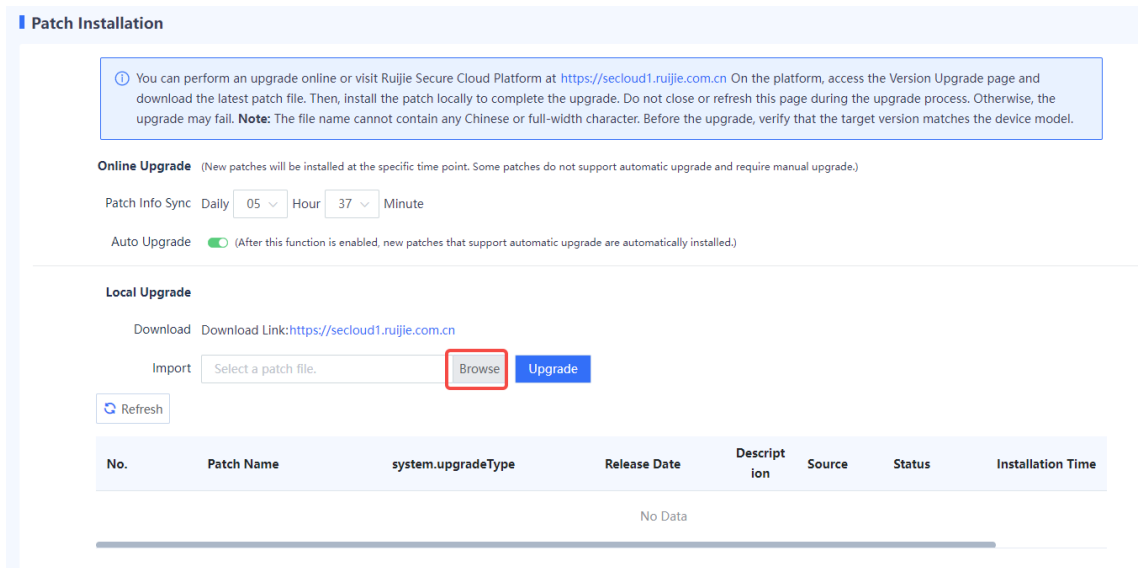
Online upgrade is successful only when the firewall can properly communicate with Ruijie Secure Cloud Platform.



- Offline patch installation
 - a Log in to Ruijie Secure Cloud Platform, choose **Version Management > Software Version Management > Patch Info**, and download the latest patch upgrade file to the local device.



- b Log in to the firewall and choose **System > System Maintenance > Patch Installation**.
- c In the **Local Upgrade** area, click **Browse** and select a patch file.



- d Click **Upgrade** to start system upgrade.

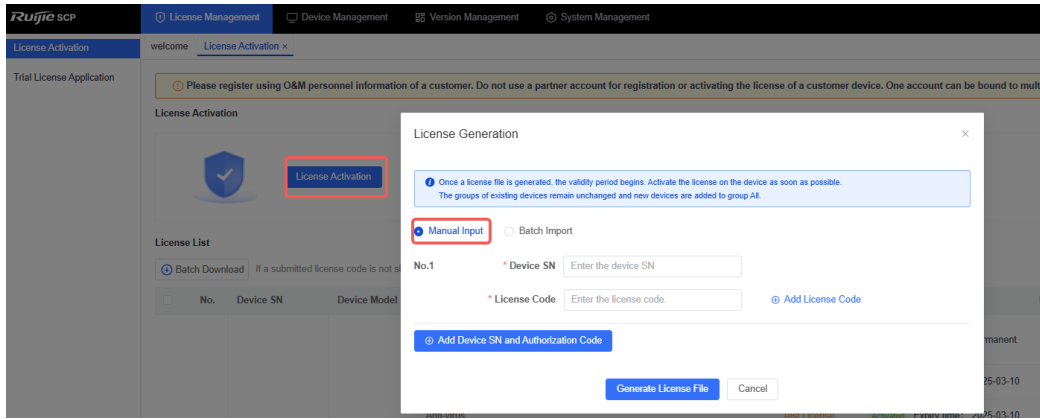
Note

Device restart is not required after successful hot patch installation, but is required for successful cold patch installation. Select whether to restart the device based on actual needs.

2.2.11 License Activation

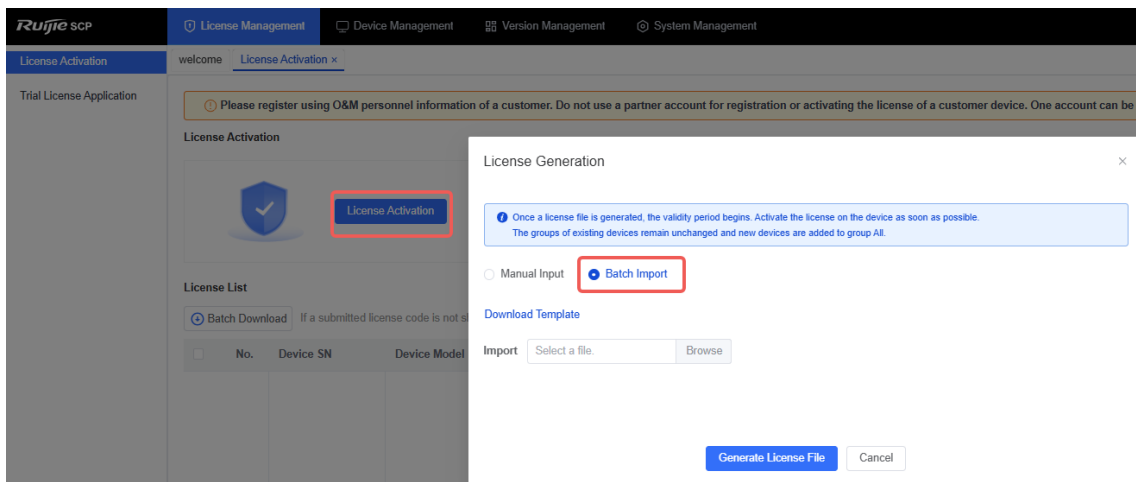
- License binding
 - (1) Confirm that the current user possesses the permission on the **License Management** menu.
 - (2) Log in to Ruijie Secure Cloud Platform. Choose **License Management > License Activation**. On the page that is displayed, click **License Activation**. In the **License Generation** dialog box that is displayed, bind licenses using one of the following methods:
 - Manually add the device SN and license code.

Click **Manual Input**, enter the device SN and license code, and click **Generate License File**.



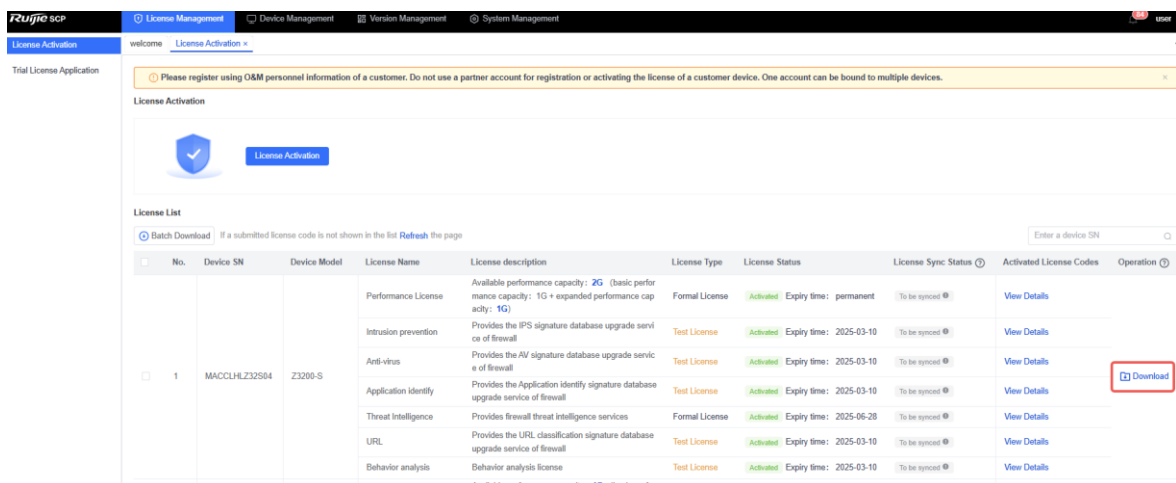
- o Batch import device SNs and license codes.

Click **Batch Import**, download a template, enter the device SNs and license codes in the template file in the correct format, upload the file, and click **Generate License File**.



- Offline activation

- (1) Log in to Ruijie Secure Cloud Platform and bind the device SN to the license code. On the **License Management** page, find the desired item in the license list, and click **Download** in the **Operation** column to download the license file.



- (2) On the firewall web UI, choose **System > System Config > License Mgmt** and click **Activate Manually** to upload the license file for offline license activation. For details, see [2.3.2 Manual Activation](#).

License Mgmt

License Config

1. Before activating a device, register on and log in to Ruijie Secure Cloud Platform at (<https://secloud1.ruijie.com.cn>). On the platform, access the Device Authorization page, and generate a license file: (The account of this platform is used for activating and changing device licenses and **must be kept confidential**.)
2. Select an activation mode based on device connection status. **For Tencent threat intelligence, only online activation is supported.**

Activate Online

Activate Now

You can choose to perform manual activation.

Activate Manually

Device SN:MACCLHLZ32512 Copy

License Info [How to Obtain License](#)

[-] Performance License (Mix Performance) 2/2

Activated Performance Licenses:2 Available Performance Licenses:0

[+] Security Capability License

No.	Security Capability Name	Description	License Type	Status
1	App Identification (APP)	It provides upgrade services for app identification signature libraries.	Formal License	Activated (Expiry Time:2026-08-09)
2	Intrusion Prevention (IPS)	It provides upgrade services for IPS signature libraries.	Formal License	Activated (Expiry Time:2026-08-09)

- Online activation

After the firewall is connected to the Internet, choose **System > System Config > License Mgmt** on the firewall web UI to perform online activation. For details, see [2.3.1 Automatic Activation](#).

License Mgmt

License Config

1. Before activating a device, register on and log in to Ruijie Secure Cloud Platform at (<https://secloud1.ruijie.com.cn>). On the platform, access the Device Authorization page, and generate a license file: (The account of this platform is used for activating and changing device licenses and **must be kept confidential**.)
2. Select an activation mode based on device connection status. **For Tencent threat intelligence, only online activation is supported.**

Activate Online

Activate Now

You can choose to perform manual activation.

Activate Manually

Device SN:MACCLHLZ32512 Copy

License Info [How to Obtain License](#)

[-] Performance License (Mix Performance) 2/2

Activated Performance Licenses:2 Available Performance Licenses:0

[+] Security Capability License

No.	Security Capability Name	Description	License Type	Status
-----	--------------------------	-------------	--------------	--------

2.3 License Activation Methods

Two license activation methods are available: automatic activation and manual activation.

⚠ Caution

The threat intelligence function supports online license activation only.

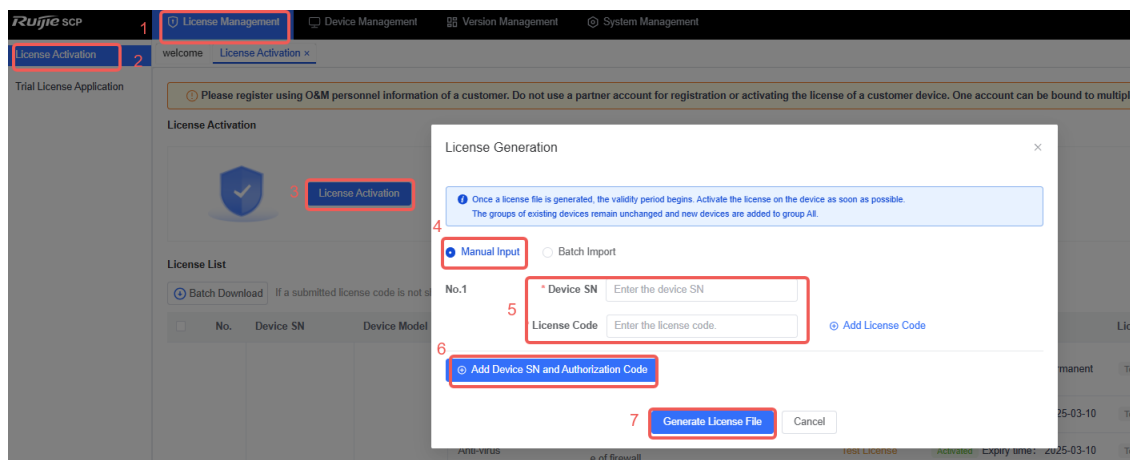
2.3.1 Automatic Activation

Application Scenario

When the device is connected to the Internet, you can use the automatic activation method to perform online activation in real time.

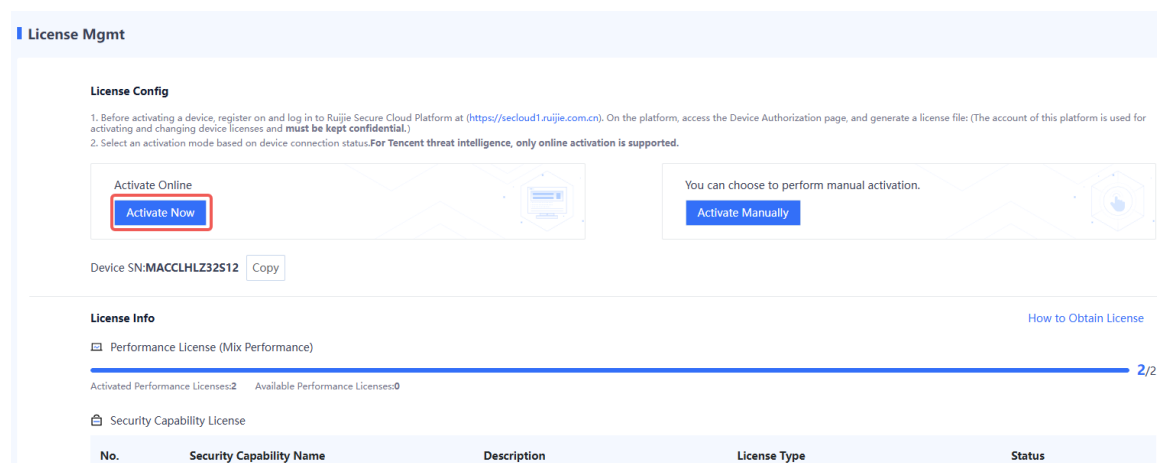
Prerequisites

- Automatic activation is supported only when the license code is within the validity period. If the license code has expired (obtaining the validity period in the license file), contact the technical support personnel.
- You have performed the following operations: Log in to Ruijie Secure Cloud Platform (<https://secloud1.ruijie.com.cn>) and choose **License Management > License Activation**. On the page that is displayed, click **License Activation** and generate a license file.



Procedure

- Log in to the firewall web UI and choose **System > System Config > License Mgmt**.
- Click **Activate Now**.



Note

NTOS1.0R1P1 and later versions support automatic license activation after the device is connected to the Internet. After the device SN and license code are bound on Ruijie Secure Cloud Platform, you do not need to click **Activate Now** on the firewall web UI.

2.3.2 Manual Activation

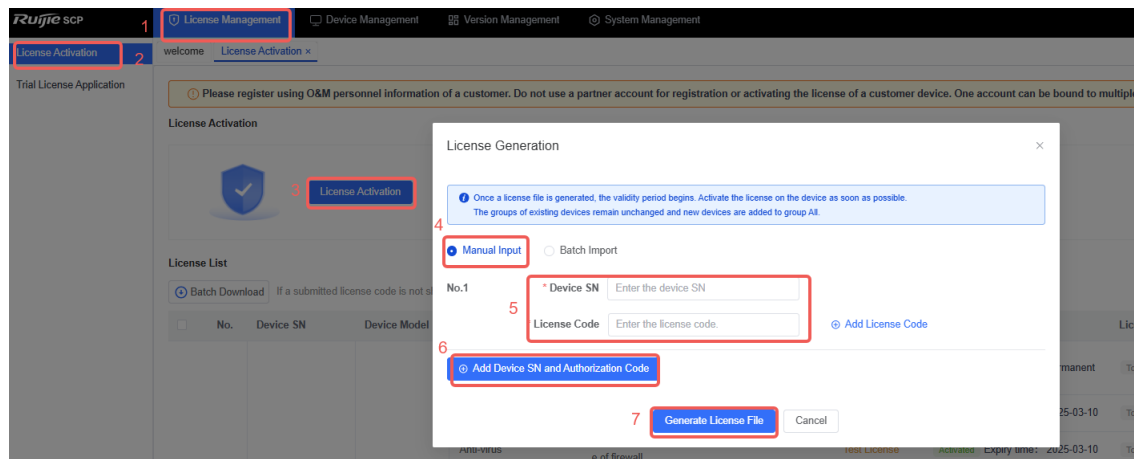
Application Scenario

When the device is not connected to the Internet, you can use the manual activation method to manually upload a license file for activation.

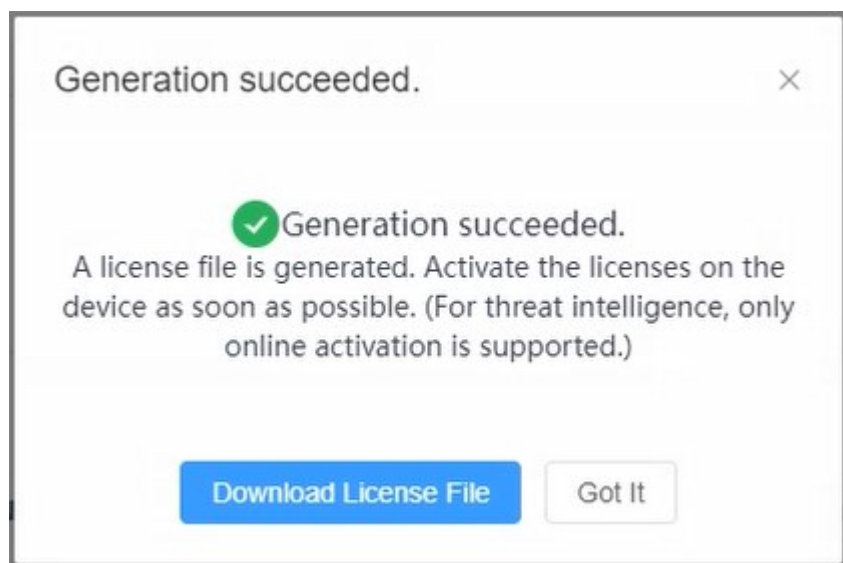
Prerequisites

You have performed the following operations: Log in to Ruijie Secure Cloud Platform

(<https://secloud1.ruijie.com.cn>) and choose **License Management > License Activation**. On the page that is displayed, click **License Activation** and generate a license file.



In the dialog box, click **Download License File** to save the license file to the local device.



Procedure

- (1) Log in to the firewall web UI and choose **System > System Config > License Mgmt.**
- (2) Click **Activate Manually**. The **Manual License Activation Procedure** dialog box is displayed.

Manual License Activation Procedure



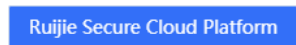
1. Obtain Device Info

Click Copy to obtain the device SN and use it on the cloud platform to generate a license file.

Device SN:MACC93

2. Export License File

Visit Ruijie Secure Cloud Platform at <https://secloud1.ruijie.com.cn> On the platform, access the Device Authorization page, and click Activate License. Then, enter the device SN obtained in step 1 and the license code you have purchased, and export the license file.



3. Import License File

Import the license file obtained in step 2 and click Activate to complete the authorization.

Upload

- (3) Copy the device SN and log in to Ruijie Secure Cloud Platform to export the license file.
- (4) Click **Browse** under **Import License File** and import the downloaded license file.
- (5) Click **Activate** to activate the license.

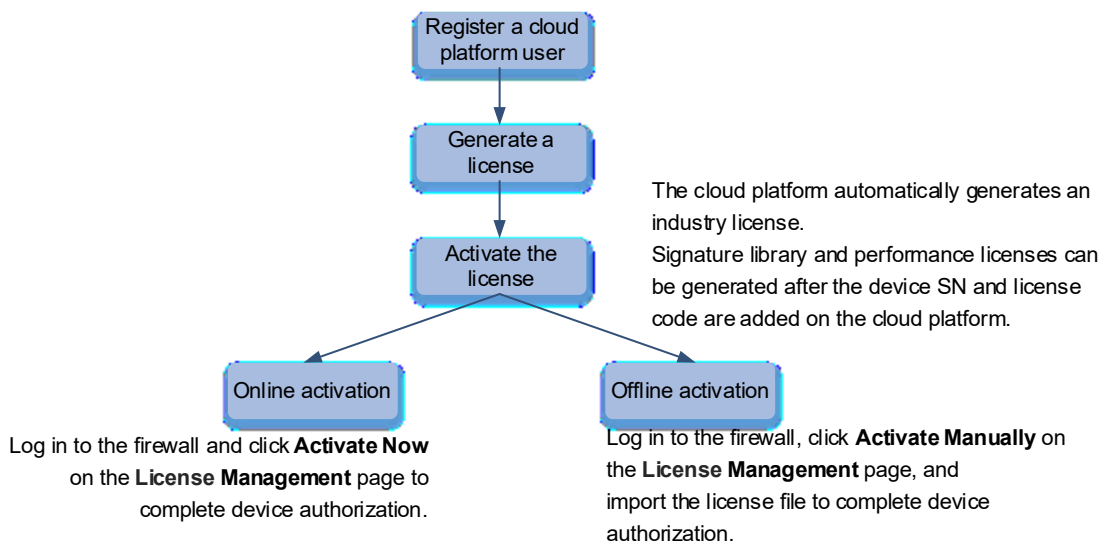
Follow-up Procedure

After license activation, check the license activation status on the page.

3 Precautions for License Activation

Before using the license activation function, pay attention to the following points:

- After license activation, ensure that DNS is correctly configured for the firewall and the firewall is properly connected to the Internet.
- Before license activation, log in to Ruijie Secure Cloud Platform (<https://secloud1.ruijie.com.cn>) and choose **License Management > License Activation**. On the page that is displayed, click **License Activation** and generate a license file. (The account of Ruijie Secure Cloud Platform is used to activate and change licenses. Please properly keep account information.)



- Automatic activation is supported only when the license code is within the validity period. If the license code has expired (obtaining the validity period in the license file), contact the technical support personnel.

4 FAQs

4.1 Does the Product License Have a Validity Period? How Long Is the Validity Period? How to Calculate It?

All licenses for the RG-WALL 1600-Z-S series firewalls have a validity period. The licenses can be divided into perpetual licenses and licenses with an expiry date.

- Perpetual license: After purchasing a license, you can activate it at any time. The corresponding functions are permanently available after the license is activated.
- License with an expiry date: After purchasing a license, you need to activate it before the license activation deadline (within 1 year from the license delivery date). Otherwise, the days will be deducted from the validity period.

For licenses with an expiry date, the formula for calculating the license validity period is as follows: $V = M \times 365 - N$.

- V: Remaining validity period (day)
- M: Number of licenses of the same type
- N: Duration deducted from the validity period (day). If the license is activated before the activation deadline, $N = 0$ (that is, no time is deducted). If it is activated after the activation deadline, $N = \text{Actual activation date} - \text{Activation deadline}$.

4.2 How to Obtain a License Code?

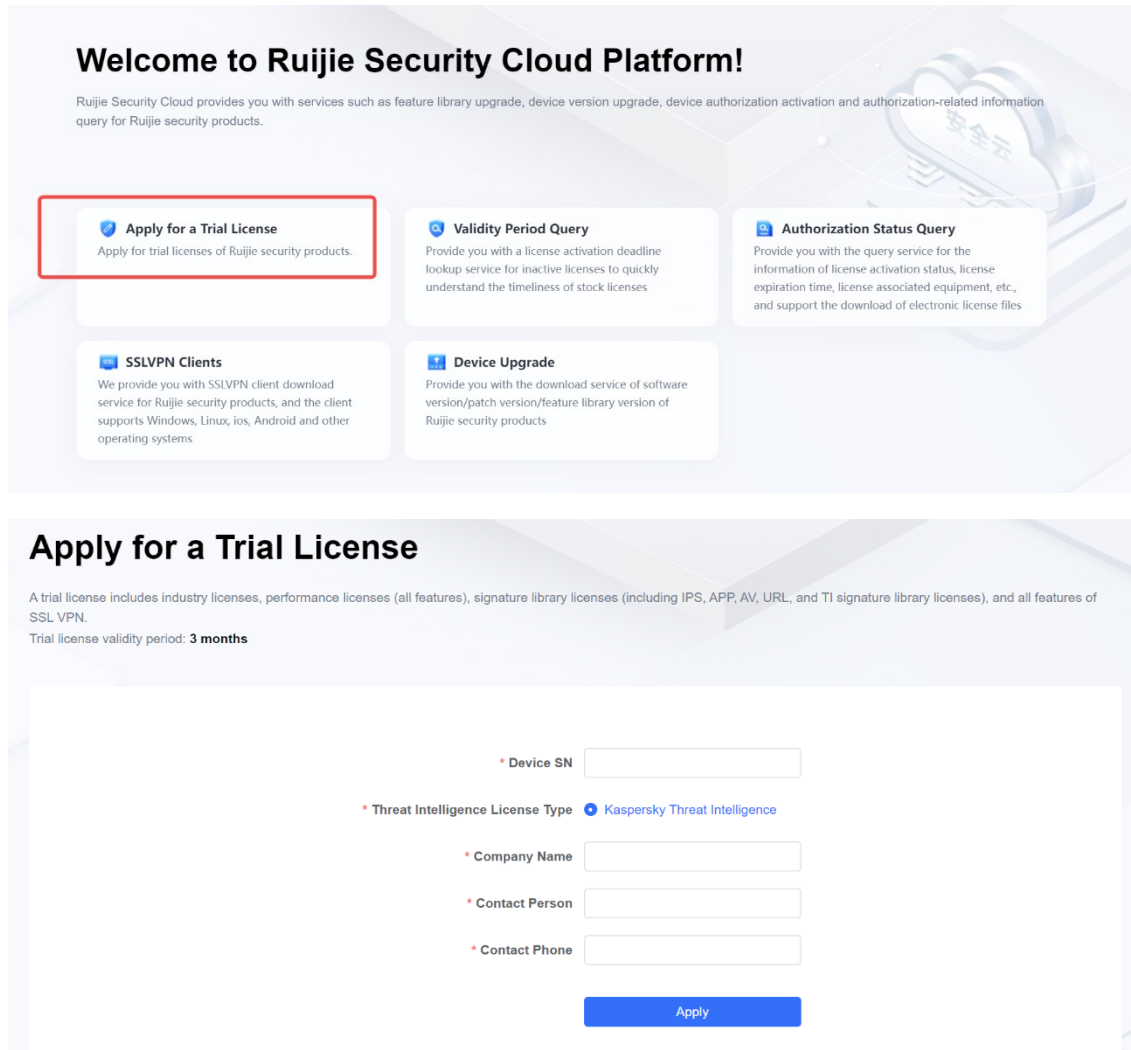
Contact the local sales personnel to purchase a license. Upon completion of the purchase, you will receive the license code by email. The following figure shows an example.



4.3 How to Apply for a Temporary License?

You can apply for temporary licenses for pre-sales trials or other reasons using either of the following methods:

Method 1: Log in to Ruijie Security Cloud Platform (<https://secloud1.ruijie.com.cn>) and apply for a license.



Welcome to Ruijie Security Cloud Platform!

Ruijie Security Cloud provides you with services such as feature library upgrade, device version upgrade, device authorization activation and authorization-related information query for Ruijie security products.

- Apply for a Trial License**
Apply for trial licenses of Ruijie security products.
- Validity Period Query**
Provide you with a license activation deadline lookup service for inactive licenses to quickly understand the timeliness of stock licenses
- Authorization Status Query**
Provide you with the query service for the information of license activation status, license expiration time, license associated equipment, etc., and support the download of electronic license files
- SSLVPN Clients**
We provide you with SSLVPN client download service for Ruijie security products, and the client supports Windows, Linux, ios, Android and other operating systems
- Device Upgrade**
Provide you with the download service of software version/patch version/feature library version of Ruijie security products

Apply for a Trial License

A trial license includes industry licenses, performance licenses (all features), signature library licenses (including IPS, APP, AV, URL, and TI signature library licenses), and all features of SSL VPN.
Trial license validity period: **3 months**

* Device SN

* Threat Intelligence License Type Kaspersky Threat Intelligence

* Company Name

* Contact Person

* Contact Phone

Method 2: Contact the local or regional sales personnel to apply for a license. You need to provide the device SN, customer name, contact person, and contact number.

4.4 License Migration or Change

If the device bound to the license is incorrect or the device with the license activated is faulty and needs to be replaced, the license needs to be changed or migrated. In this case, the customer needs to send an email to the Ruijie technical support mailbox: service_rj@ruijienetworks.com. The email should contain, but is not limited to, the following information:

Initiator Company: Channel A

Initiator Name: Tom

Initiator Contact Number: 400-11111111

Onsite Company: Company B

Bound Device SN: G1111111

Used License Code: XXXXXX

(Optional) New Device SN: G2222222

License Unbinding Reason: (example: device replacement, activation due to misoperation)

License Photos: (photos with the device SN and license code):

After the email is sent to Ruijie technical support and the license is successfully unbound, the customer can bind the original license code to a new device SN and generate a license file for activation on the new device.