

Synthesized Intelligent PIR

# SIP-5030 SIP-100



The SIP-5030 offers wide angle-detection for large areas outside. It has an intelligent detection system that uses data on the ambient environment, such as temperature and illuminance conditions, to automatically adjust the sensitivity.

In addition, the SIP-5030 has another PIR detector on the bottom of the unit to cover the creep zone. The PIR detector on the bottom has independent output that is separate from the main detection. The main output can trigger the CCTV system, and the output from creep zone detection can be used for protection of the unit.

The SIP-100 offers detection with a long range of 100 m (300 ft.) and a total of three outputs: two separate outputs for far and near areas and another for creep-zone detection. Multiple outputs are useful for activating video transmission systems and controlling PTZ cameras. The detection angle in the main area of the SIP-5030 and SIP-100 can be adjusted to easily match the camera field of view. And, the creep zone detector can be used for protection surrounding the unit.

The SIP-5030 and SIP-100 are also equipped with anti-rotation and anti-masking functions, which can detect vandalism or tampering with the unit.

## FEATURES

- Intelligent PIR detection system
  - Detection of ambient temperature and illuminance for automatic sensitivity management
  - Advanced detection algorithm
  - Double Dual/One Quad pyro-elements with patented Double Conductive Shielding for main area SIP-5030
  - Double Quad pyro-elements with patented Double Conductive Shielding for main area SIP-100
- Built-in creep zone detector (Double dual pyro-elements)
- Anti-vandalism functions
  - Anti-rotation function with 3-axis accelerometer
  - Anti-masking function with photo-beam
  - Reinforced polycarbonate housing
  - Max. 4m (13ft.) installation height
- Independent sensitivity selector for creep/near/far areas
- Independent N.C. and N.O. output for main area SIP-5030
- 2 x N.C. and N.O. independent output for main areas (Near and Far areas) SIP-100
- Adjustable alarm interval time
- BS8418 Compliant - U.K.

## OPTIONS

- AVF-1 Area View Finder
- SIP-HU Heating Unit (When the SIP-HU is used, the power for SIP series should be 22-26VAC.)
- OPM-WT Audio Walk Tester
- SIP-MIDI HOOD Sun/Snow shield

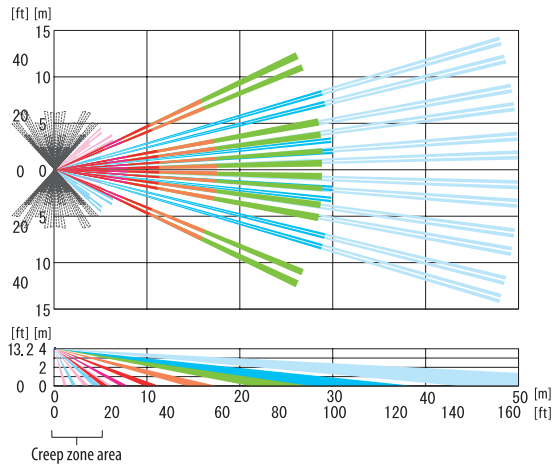
## SPECIFICATIONS

Model	SIP-5030	SIP-100
Detection method	Passive infrared	
Coverage (main area)	50 x 30 m (165 x 100 ft.)	100 x 3 m (330 x 10 ft.)
Coverage (creep zone)	3x 5m (10 x 16ft.) installed at 2.3m (7.6ft.) height, 6 x 9m (20 x 30ft.) installed at 4m (13ft.) height, Detection angle adjustable horizontally	
Power input	11-16VDC 22-26 VAC, 22-26VAC with optional heating unit	
Current draw	40mA max. (12VDC) 75mA max. (24VAC), 415mA max. (24VAC) with optional heating unit	45mA max. (12VDC) 80mA max. (24VAC), 420mA max. (24VAC) with optional heating unit
Mounting height	2.3 to 4 m (7.6 to 13 ft.)	
Sensitivity selector	Far: SH/H/M/L Near: SH/H/M/L Creep zone: SH/H/M/L	
Detection logic selector	AND / OR	
Alarm output (main area)	N.O., N.C. 28VDC 0.2A max.	Far area:N.O., N.C. 28VDC 0.2A max. Near area:N.O., N.C. 28VDC 0.2A max
Alarm output (creep zone)	N.O., N.C. 28VDC 0.2A max.	
Alarm interval period	Off/15, 30, 60 sec.	
Trouble output	N.C., 28 VDC 0.2 A max.	
Tamper output	N.C., 28 VDC 0.1 A max.	
Alarm period	Approx. 2 sec.	
Warm-up period	Approx. 60 sec.	
Operating temperature	-25 to +60 C, -40 to +60 C with optional heating unit (-13 to +140 F, -40 to +140 F with optional heating unit)	
IP rating	Main unit:IP65 Chassis:IP55	
Dimensions (H x W x D)	271 x 102 x 290 mm (10.7 x 4.0 x 11.4 in.)	
Weight	1.6kg (5.6 oz)	

\* Specifications and design are subject to change without prior notice.

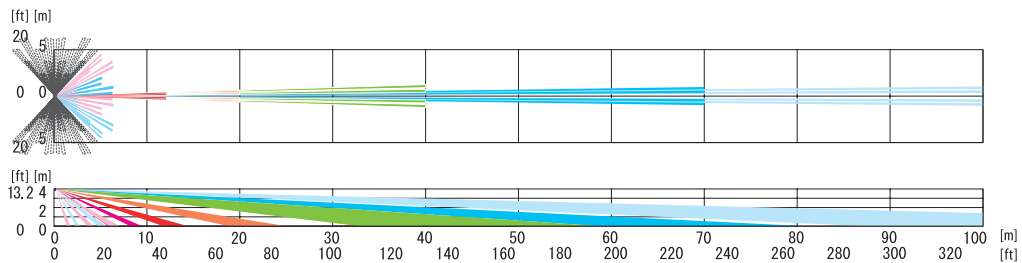
## DETECTION AREAS

### SIP-5030



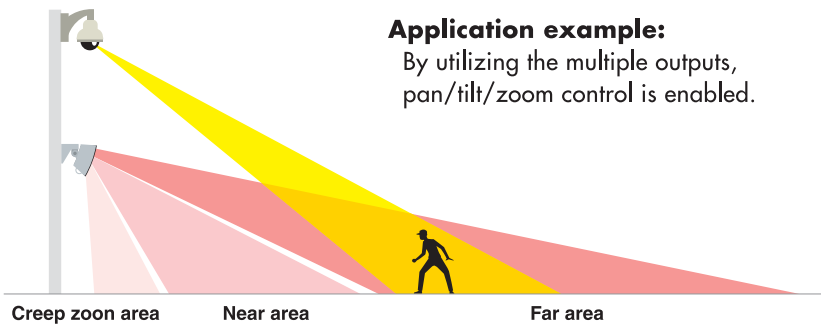
The detection angle of the creep zone can be adjusted  $\pm 135^\circ$  horizontally as shown in gray.

### SIP-100



### Application example:

By utilizing the multiple outputs, pan/tilt/zoom control is enabled.



Note: The ambient temperature, installation height and mounting angle may change the detection ranges for each of the areas.



**OPTEX CO., LTD.**  
(JAPAN)  
(ISO 9001 Certified)  
(ISO 14001 Certified)  
5-8-12 Ogoto  
Otsu, Shiga, 520-0101  
Japan  
Tel : +81-77-579-8030  
Fax : +81-77-579-7190  
URL: <http://www.optex.co.jp/e>

**OPTEX INCORPORATED**  
(USA)  
13661 Benson Ave.  
Bldg. C, Chino CA 91710  
U.S.A.  
Tel : +1-909-993-5770  
Fax : +1-909-628-5560  
URL: <http://www.optexamerica.com>

**OPTEX (EUROPE) LTD.**  
(UK)  
(ISO 9001 Certified)  
Clivemont Road, Maidenhead,  
Berkshire, SL6 7BU  
UK  
Tel : +44-1628-631000  
Fax : +44-1628-636311  
URL: <http://www.optexeurope.com>

**OPTEX SECURITY SAS**  
(FRANCE)  
475 Rue Monique et Mario Piani  
69480 Ambérieux d'Azergues  
France  
Tel : +33 437 55 50 50  
Fax : +33 437 55 50 59  
URL: <http://www.optex-security.com>

**OPTEX SECURITY Sp.z o.o.**  
(POLAND)  
ul. Bitwy Warszawskiej 1920 r.  
7B, 02-366 Warszawa,  
Poland  
Tel : +48-22-598-06-60  
Fax : +48-22-598-06-61