

770N 24V

Underground electromechanical operator



Max width single leaf

2 - 3,5 m (with electric lock)

Max weight

500 Kg

Use frequency

Continuous use

- Invisible operator.
- Anti-crushing device and virtual encoder with inversion on obstacles.
- Manual release with double lever accessible both from inside and outside of the property (Patented).



24V SAFEzone system:
770 24V + E024S or E124



24V GREENTech system:
770 24V + E124



DIMENSIONS AND TECHNICAL SPECIFICATIONS

Model	770N 24V
Power supply voltage	110V
Motor	With brushes 24V ---
Max. power	70 W
Max. torque	330 Nm
Max. angular speed	6 °/s
Max. leaf weight	500 Kg (see graph)
Max. leaf opening angle	110° (140° and 180° with optional kit)
Operating ambient temperature	-20°C ÷ + 55°C
Protection class	IP67
Weight	12 Kg (with foundation box 14 Kg)
Use frequency	Continuous use
Max. leaf width	2 m (3.5 m with electric lock)
Dimensions (LxDxH)	362 x 153 x 127 (foundation box 430 x 307,5 x 214) mm
Electronic equipment	Not included

FAMILY MODELS

Model	Item code
770N 24V	10675301

PACKS

770N 24V includes: an electromechanical operator, installation accessories, two release keys.

Foundation box includes: a foundation box, a stainless steel lid, a leaf supporting bracket equipped with a lever release system, two release keys and installation accessories.

Typical Installation Examples page. 329

ELECTRONIC CONTROL UNITS



E024S Electronic control unit with enclosure
Info at page 140

790286



E124 Electronic control unit with enclosure
Info at page 141

790284

ACCESSORIES



XBAT 24 emergency battery kit

390923



Emergency battery support kit (specific for E124)

390926



Encoder unit for 770N

404035

>>



BUS XIB interface (for E045 or E045S or E024S boards with photocell no BUS)

790062



Stainless steel foundation box with release system (Patented)

490110



Foundation box with release system (Patented)

490065



Release lock with customised key

712104001-10



Opening to 140° kit

390612



Opening to 180° kit

490111

>>



Internal opening mechanical stop

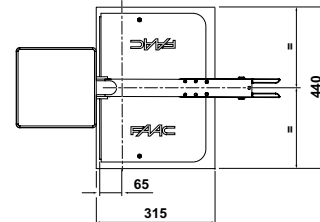
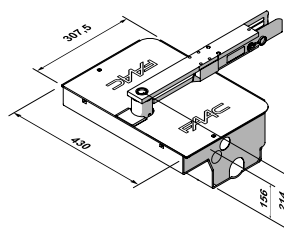
722121



Internal closing mechanical stop

722122

INSTALLATION DIMENSIONS (MM)



NOTE

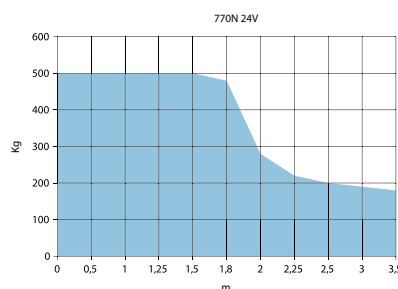
ATTENTION: The operator 770N must be supplied with a foundation box. For a two-leaf gate, provide two operators, two foundation boxes and electronic control unit.

◆ It is not compatible with E124 control unit.

◆ The 2 Pb standard batteries are not supplied by FAAC and must have a voltage/current of 12 V/4Ah. Dimensions: 90X70X108 mm

GRAPHIC

Anta m	Kg
0	500
0,5	500
1	500
1,25	500
1,5	500
1,8	480
2	280
2,25	270
2,5	200
3	190
3,5	180



OTHER ACCESSORIES

Key operated buttons
page 172

Safety devices
page 183

Transmitters and receivers
page 164

Photocells and columns
page 180

Flashing lights
page 191

Various accessories
page 192